

## Man GLG Global Equity Alternative

### Fund objective

Man GLG Global Equity Alternative's (The Fund) investment objective is to provide investors with positive returns through investments in a global range of issuers with a diversified regional allocation.

### Detailed fund information

**Unit name** Man GLG Global Equity Alternative

**FE Crown Rating** N/A

**Sector** Hedge/Stru Prod - Equity

**Domicile** Ireland

**Fund currency** EUR

**Unit currency** EUR

**Launch date** 17-Oct-2013

**Fund size** (as at 31-Oct-2017) EUR162.5m

**Primary asset class** Hedge

**Inc / Acc** Accumulating

### Price and charges

**Mid price** (as at 13-Dec-2017) EUR 98.36

**Initial charge** 5.00%

**Annual charge** 2.75%

### Management information

**Fund manager** Darren Hodges

**Start date** 30-Sep-2013

**Fund manager** Pierre Lagrange

**Start date** 30-Sep-2013

**Address** Man Asset Management (Ireland) Limited, 70 Sir John Rogerson's Quay, Dublin 2, Ireland

**Tel** 44 20 7016 7000 (Main Number)

**Website** www.man.com

**Email** welcome@man.com

### Past performance overview fund vs. sector



17/10/2013 - 13/12/2017 Powered by data from FE

### Cumulative performance (%)

	YTD	3m	6m	1y	3ys	5ys
Man GLG Global Equity Alternative	+3.8	-0.4	+4.0	+4.0	+6.0	-
Hedge/Stru Prod - Equity	+1.3	+0.2	+0.2	+0.7	+2.8	+15.0

### Discrete performance (%)

	YTD	2016	2015	2014	2013	2012
Man GLG Global Equity Alternative	+3.8	-2.7	+5.6	-7.8	-	-
Hedge/Stru Prod - Equity	+1.3	-5.7	+5.3	+7.6	+5.7	+5.6

### Growth of £1000 over 3 years

Total return performance of the fund rebased to 1000. Your actual return would be reduced by the cost of buying and selling the fund, and inflation.



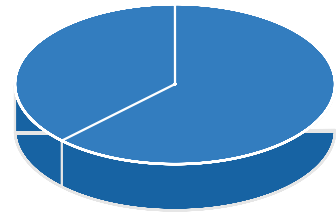
■ Fund

15/12/2014 - 13/12/2017 Powered by data from FE

Performance figures are calculated on a bid price to bid price basis. Price performance figures are calculated on a bid price to bid price basis with net income (dividends) reinvested. Performance figures are shown in Pound Sterling unless otherwise specified

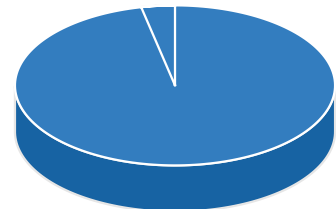
## Asset allocation

Key	Rank	Asset class	% of Fund (31.10.2017)
A	1	US Equities	0.7
B	2	European Equities	-0.1
C	3	International Equities	-0.5



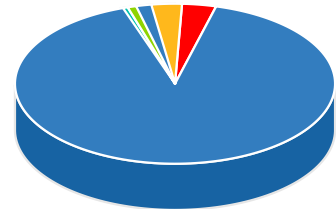
## Regional breakdown

Key	Rank	Region	% of Fund (31.03.2017)
A	1	Others	103.4
B	2	Europe	-0.1
C	3	US	-1.4
D	4	ROW	-1.9



## Sector breakdown

Key	Rank	Sector	% of Fund (30.12.2016)
A	1	Others, Unclassified	95.9
B	2	Information Technology	3.4
C	3	Materials	3.1
D	4	Health Care	1.5
E	5	Consumer Discretionary	0.9
F	6	Energy	0.5
G	7	Telecommunication Services	0.3
H	8	Consumer Staples	-0.2
I	9	Financials	-0.6
J	10	Real Estate	-1.3
K	11	Industrials	-1.5
L	12	Utilities	-1.9



## Top ten holdings

Rank	Holding	% of Fund (30.11.2016)
1	RIO TINTO	3.4
2	BHP BILLITON LTD	2.9
3	TELEPERFORMANCE	2.5
4	WPP PLC	2.4
5	BAYER AG	2.3
6	PANDORA AS	2.1
7	RPC GROUP	2.0
8	RELX PLC	1.9
9	BRENNTAG AG	1.9
10	INFORMA PLC	1.9