

GVQ UK Focus

Fund objective

The GVQ UK Focus Fund (the "Fund") invests in the equity of up to 35 UK quoted companies which have been identified as undervalued using private equity based valuation techniques. The Fund is not constrained by market indices and aims to maximise returns for investors over the medium term.

Detailed fund information

Unit name GVQ UK Focus

FE Crown Rating



Sector Equity - UK

Domicile Ireland

Fund currency GBP

Unit currency GBP

Launch date 05-Aug-2003

Fund size (as at 30-Sep-2017) GBP362.5m

Primary asset class Equity

Inc / Acc Income

Price and charges

Mid price (as at 20-Oct-2017) GBP 30.87

Initial charge 3.00%

Annual charge 1.25%

Management information

Fund manager Jamie Seaton

Start date 01-Apr-2009

Address 12-13 St. James's Place,
London

Tel +353 1 542 2176 (Customer Support)
+353 1 434 5099 (Dealing)
44 (0)20 3824 4539 (Fax Number)
+353 1 542 2176 (Investor Helpline)
+44 (0)20 3824 4500 (Main Number)

Website www.gvqim.com

Email gvqimmarketing@gvqim.com

Past performance overview fund vs. sector



23/10/2012 - 20/10/2017 Powered by data from FE

Cumulative performance (%)

	YTD	3m	6m	1y	3ys	5ys
GVQ UK Focus	+5.7	+0.2	+3.2	+10.9	+37.3	+97.0
Equity - UK	+9.0	+1.3	+5.4	+10.1	+28.1	+50.1

Discrete performance (%)

	YTD	2016	2015	2014	2013	2012
GVQ UK Focus	+5.7	+12.2	+6.2	+5.5	+43.5	+19.0
Equity - UK	+9.0	+8.9	+4.3	-0.1	+18.6	+10.6

Growth of £1000 over 3 years

Total return performance of the fund rebased to 1000. Your actual return would be reduced by the cost of buying and selling the fund, and inflation.



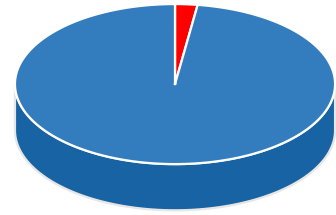
■ Fund

24/10/2014 - 20/10/2017 Powered by data from FE



Performance figures are calculated on a bid price to bid price basis. Price performance figures are calculated on a bid price to bid price basis with net income (dividends) reinvested. Performance figures are shown in Pound Sterling unless otherwise specified

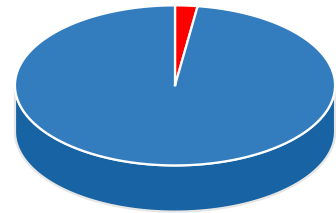
Asset allocation

Key	Rank	Asset class	% of Fund (30.09.2017)
A 	1	UK Equities	97.7
B 	2	Money Market	2.3



Regional breakdown

Key	Rank	Region	% of Fund (30.09.2017)
A 	1	UK	97.7
B 	2	Money Market	2.3



Sector breakdown

No Breakdown Data available

Top ten holdings

Rank	Holding	% of Fund (30.09.2017)
1	SHIRE PLC	9.8
2	STANDARD LIFE ABERDEEN PLC	9.7
3	WPP PLC	8.2
4	SKY PLC	6.6
5	ITV	5.6
6	TYMAN PLC	4.7
7	BABCOCK INTL GROUP PLC	4.7
8	JUPITER FUND MANAGEMENT PLC ORD GBP0.02	4.5
9	AUTO TRADER GROUP PLC	4.5
10	NUMIS CORP	4.5